



LIFE *was* MEANT TO BE *easier*



AND IT *can* BE IN GREATER SHEPPARTON


Greater Shepparton is one of Victoria's fastest-growing inland regions and is attracting an influx of new residents, who appreciate the outstanding lifestyle attractions, without sacrificing career opportunities.

New residents, purchasing property in the area, enjoy excellent value for money, with residential allotments starting from just \$57,000.

New residents to Greater Shepparton are attracted by the affordability of housing, as well as the lifestyle benefits. They also enjoy strong career and business opportunities, less travelling, more time in their day, the climate and Greater Shepparton's attractive and diverse retail offerings.




A quick nine after work!

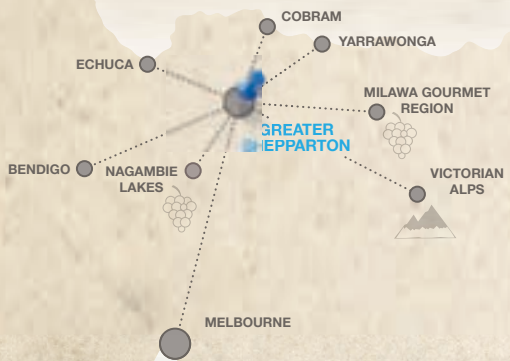


This is what \$385,000 buys you in Shepparton - 7 minutes from the centre of town, 4 minutes from one of the states best ranked schools, and 2 minutes from a golf course!

Mooving Art! Even the cows in Shepp have culture



Great food, great people!



An easy drive from the increasingly popular riverside locations of Yarrawonga, Echuca and Cobram, a half hour from Lake Nagambie, close to snowfields and surrounded by excellent wineries, Shepparton is truly the 'heart of Victoria'.



LIKE MORE INFORMATION ABOUT LIFE IN GREATER SHEPPARTON?
 VISIT www.gmlifestyle.com.au
 OR GIVE US A CALL ON 03 5832 9847

